

En la clase de español – Expresiones importantes

¿Me permite...?	... ir al baño?	...tomar agua?	... ir a mi casillero?	... ir a la enfermera?	... usar el sacapuntas?
					
	↓ Instrucciones ↓				
	Abran los libros (en la página....)	<i>Open your books (to page...)</i>	Mira la pizarra.	<i>Look at the board.</i>	
	Saca la tarea, papel, etc.	<i>Take out the homework, paper, etc.</i>	Toma apuntes.	<i>Take notes.</i>	
Cierren los libros.	<i>Close your books.</i>	Traduce.	<i>Translate.</i>		
Lee en voz alta.	<i>Read aloud.</i>	Contesta.	<i>Answer.</i>		
Levántate la mano.	<i>Raise your hand.</i>	Recuerda.	<i>Remember.</i>		
Pregúntale a tu compañero.	<i>Ask your partner.</i>	Repite, por favor.	<i>Repeat please.</i>		
¿Hay preguntas?	<i>Are there questions?</i>	Más despacio, por favor.	<i>Slower please.</i>		
↓ Preguntas ↓			↓ Repondes ↓		
¿Qué página?	<i>What page?</i>	Página...	<i>Page...</i>		
¿Cómo se dice ___?	<i>How do you say ___?</i>	Se dice...	<i>You say...</i>		
¿Cómo se escribe ___?	<i>How do you write/spell ___?</i>	Se escribe...	<i>It is spelled....</i>		
¿Qué quiere decir ___?	<i>What does ___ mean?</i>	Quiere decir...	<i>It means....</i>		
¿Qué significa ___?	<i>What does ___ mean?</i>	Significa...	<i>It means...</i>		
¿Comprendes?	<i>Do you understand?</i>	No comprendo.	<i>I don't understand.</i>		
		Comprendo.	<i>I understand.</i>		
¿Sabes?	<i>Do you know? (information only)</i>	No sé.	<i>I don't know.</i>		
		Yo sé.	<i>I know.</i>		
Vocabulario importante					
Tarea	<i>homework</i>	Notas	<i>grades</i>		
Prueba	<i>quiz</i>	Examen	<i>test</i>		
¡Gracias!	<i>Thank you.</i>	De nada.	<i>You're welcome.</i>		



8TH GRADE SPANISH CLASS CONTRACT

Señora Hayen-Infante, HMS, FWA and GMS, 2018-2019
 ★ **Class Web Site:** www.hasd.org/faculty/sabrinahayeninfante

Scan for Class Web Site

iBienvenidos! Welcome to eighth Grade Spanish! I am excited for a new school year and a commitment to our district's mission statement: *Our community ensures every student learns at the highest level*" and our positive school-wide behavior framework that will teach and expects all students to...

- ...live the **Polar BEAR Way @ HMS & FWA:** Be honest, Exceed expectations, Accept responsibility, and Respect others.
- ...respect and represent **Polar Pride** through: *Caring, Honesty, Respect, and Responsibility @ GMS.*

Eighth Grade Spanish is a challenging course. Students will not only have homework and/or studying each night, but they will also be expected to participate actively and speak Spanish each day during class.



Students:

Follow ALL Spanish class expectations below to ensure that you experience success in Spanish this year!
 Pledge to follow each expectation, sign this contract, and return it to Señora Hayen-Infante tomorrow signed by a parent.

I will **bring the following items** to class **EACH DAY**:

	Optional
Spanish 3 ring binder w/ inserts <i>If you lose your pages, you can print a new ones from the class website.</i>	
Pencils & erasers (Replace as needed!)	★ Notebook
Red pen (Replace as needed!) <i>To be used when making corrections.</i>	★ Folder
Student Agenda / Planner <i>To be used EACH DAY to record assignments.</i>	★ Eng.-Sp. Dictionary

I will **study EACH DAY AT HOME** to master Spanish vocabulary and grammar concepts.

★ I will **access our class WEB SITE DAILY** to study and complete online assignments at home.

I will **complete ALL assignments** that will build the foundation and skills to MASTER Spanish.

I will **demonstrate my learning through DILIGENT PREPARATION** in all standards.

I will **monitor** my own Spanish academic progress and grades with Mastery Connect & the graphs provided by Sra. Hayen-Infante.

I will check **BOTH** our **CLASS WEB SITE** and the **Agenda Board** for daily assignments.

I will **SCHEDULE A TIME to make up missed assessments** as needed.

Student signature: _____ **Date:** ____/____/20____



Parents / Guardians:

Please access our CLASS WEB SITE and **Mastery Connect** for important information about your student and Spanish class. Contact me at school with any questions, concerns, or suggestions via e-mail at sabrinahayeninfante@hasd.org or by phone at 920-757-7159, ext. 24120.

After reading this class contract carefully, please complete, sign, and return it with your child tomorrow.

Parent signature: _____ **Date:** ____/____/20____

★ Please circle your preferred communication method: e-mail phone call meeting
 ¡Muchas gracias! *Sra. Hayen-Infante*

Sra. Hayen-Infante's Classroom Matrix @ HMS



		Be Honest	Exceed Expectations	Accept Responsibility	Respect Others
Entering Classroom	<ul style="list-style-type: none"> ★ Make every effort to <u>be on time</u> & communicate truthfully when that is not possible. ★ Sign <i>Accountability Log</i> & complete a <i>Late HW Notice</i> for incomplete work. ★ BYOD—Place devices <i>face down</i> on desks. ★ Complete all tasks according to <i>instructions</i>. ★ Take action to correct mistakes with HW. ★ BYOD—Use mobile devices for <i>learning only</i> on HASD Public Network. 	<ul style="list-style-type: none"> ★ Greet teacher & peers appropriately. ★ Arrive early, <i>prepared</i>, & ready to learn. ★ Begin ESPONJA with your partner. ★ Use Voice Level 2. 	<ul style="list-style-type: none"> ★ Put non Spanish material in the designated place. ★ Take out all required Spanish homework / materials. ★ Check board / class Website for learning targets & assignments. 	<ul style="list-style-type: none"> ★ Be seated promptly. ★ Be positive, helpful, polite, & kind. ★ Sharpen pencils <i>before</i> class begins. ★ Organize materials at desk <i>neatly</i>. 	
Learning in Class	<ul style="list-style-type: none"> ★ Complete all tasks according to <i>instructions</i>. ★ Take action to correct mistakes with HW. ★ BYOD—Use mobile devices for <i>learning only</i> on HASD Public Network. ★ Complete assignments <i>honestly</i> / cite all sources. ★ Borrow <i>student designated</i> materials only. ★ Keep your eyes on your own work. ★ Be accountable for your actions ★ BYOD—Practice good <i>digital citizenship</i>. 	<ul style="list-style-type: none"> ★ Participate actively in learning. ★ Raise your hand & patiently wait your turn to speak. ★ BYOD—Use mobile devices on/above desks with <i>all</i> screens visible. 	<ul style="list-style-type: none"> ★ Ask appropriate questions to ensure understanding. ★ Pay attention & take notes. ★ Employ active listening. ★ Access <i>class Web site</i> as main learning resource. ★ Use gum responsibly. 	<ul style="list-style-type: none"> ★ Allow teacher to teach & students to learn. ★ Respect individuals, cultures, beliefs & property. ★ Use voice level 0. ★ BYOD—Protect & safeguard <i>all</i> digital learning devices. 	
Working Independently: Pair activities & Work time	<ul style="list-style-type: none"> ★ Take only <i>personally owned</i> materials. ➢ Return all classroom items. ➢ Return borrowed items to your friend. ★ BYOD—Ensure that all assignments are recorded in device / notebook. 	<ul style="list-style-type: none"> ★ Listen to directions the first time they are given. ★ Remain engaged in the learning process. ★ Study, learn, or read after finishing assignment. ★ Give & receive feedback kindly. ★ Participate & speak Spanish positively with partner. ★ BYOD—Share technology tips & tricks. 	<ul style="list-style-type: none"> ★ Stay on task at all times until work is complete. ★ Collaborate in pairs / small groups when directed with maturity. ★ Use all equipment & supplies as intended. ★ Do your best & speak Spanish. ★ BYOD—Innovate & use <i>creative</i> solutions. 	<ul style="list-style-type: none"> ★ Allow peers to learn & work free from distractions. ★ Speak to each other in a positive manner. ★ Use appropriate language. ★ Keep your hands & feet to yourself. ★ Use voice level 0-2. 	
Leaving & Exiting Classroom	<ul style="list-style-type: none"> ★ Clean <i>all</i> desks / floor areas <i>before</i> exiting room. ➢ Throw away all trash. ➢ Recycle when possible. ★ Inform teacher of planned absences. ★ Gather all of your belongings. ★ Use Voice Level 0 or 1. 	<ul style="list-style-type: none"> ★ Leave the classroom as neat as you found it or better. ➢ Align desks <i>neatly</i>. ➢ Return <i>all</i> supplies <i>neatly</i>. ★ Schedule help from teacher as needed. ★ BYOD—Pack up & carry all mobile devices <i>securely</i> & <i>safely</i>. 	<ul style="list-style-type: none"> ★ Wait <i>seated</i> at desk for teacher dismissal. ★ Exit classroom in a quiet, <i>orderly</i> fashion. ★ Say good bye to teacher & peers ★ Use voice level 0-2. 		
Homenjoyment					
Homework (HW)	<ul style="list-style-type: none"> ★ Plan to complete any unfinished assignments. ★ Do your own work. ★ Be accountable for your actions. ★ BYOD—Create your own products (Avoid plagiarizing). 	<ul style="list-style-type: none"> ★ Write all HW in legible handwriting. ★ Put your full heading on everything to be turned in. ★ Study regularly. 	<ul style="list-style-type: none"> ★ Have homework & class work completed when you arrive the next day. ★ Have all late work turned in within 2 days. ★ Check class Website for assignments. 	<ul style="list-style-type: none"> ★ Accept consequences without arguing or complaining. 	

Syllabus for 8th grade Spanish

Sra. Hayen-Infante

What is expected of me in class?

In order for our class to run smoothly and for you to get the best education you can, there are certain things I expect of you.

They are P⁵ POWER rules

YOU WILL BE...

1. **PROMPT:** come to class on time
2. **PREPARED:** to study and speak Spanish & rid yourself of distractions
3. **POSITIVE:** demonstrate respect for all individuals, cultures and beliefs.
4. **PRODUCTIVE:** participate fully everyday & follow directions the first time they are given.
5. **PATIENT:** raise your hand and wait for permission to speak

If you choose not to meet these expectations, there will be consequences...**minor or major.** (also refer to the classroom MATRIX for specifics)

Can I go...?

You will receive TWO pesos a quarter one use may be an emergency hall pass.

When can I use my pesos?

Pesos are **NOT** only an emergency hall pass: **locker, BR, drink**

- Late work pass
- Outbursts
- Tardy
- Off task
- Gum chewing

Pesos can save you from receiving a minor.

Course Description: 8th grade World Language is a high school level course offered to 8th graders as an overload elective. Students must demonstrate proficiency with 7th grade World Language concepts in order to enroll. Classes meet every day, all year long. Students who choose to study a World Language in 8th grade will NOT have a Help period/study hall in their schedule. As such, this course is considered 'advanced' at the 8th grade level and is best suited for highly motivated learners with strong organizational skills. Students who successfully complete 8th grade World Language will earn one high school elective credit and have the potential to complete five years of language study before graduation.

In this class students will build upon foundational skills developed in 7th grade. Students are expected to retain and expand their learning from one unit to the next. Essential standards include listening, speaking, reading and writing in the target language, as well as understanding the culture in Spanish or German speaking countries.

Topics for 8th grade Spanish include: *school, Mexico City, invitations/free time activities, daily routine, house/chores, childhood activities, and vacation in Spain.* Our cultural focus will be on Mexico and Spain.

Note: ALL of the information that is learned at the beginning of the year will continue to be recycled within the next chapters.

<p style="text-align: center;">Quarter 1</p> <ul style="list-style-type: none"> • Family <ul style="list-style-type: none"> ○ Physical characteristics ○ Personality ○ Possessive adjectives ○ irregular conjugations • Review <ul style="list-style-type: none"> ○ Class subjects ○ Time ○ AR conjugation 	<p style="text-align: center;">Quarter 3</p> <ul style="list-style-type: none"> • House <ul style="list-style-type: none"> ○ Chores ○ Direct object pronouns • Daily Routine <ul style="list-style-type: none"> ○ Personal care objects ○ Personal care verbs ○ Reflexives ○ Direct object pronouns
<p style="text-align: center;">Quarter 2</p> <ul style="list-style-type: none"> • Daily life <ul style="list-style-type: none"> ○ ER/IR conjugation ○ Adverbs of frequency • Invitations <ul style="list-style-type: none"> ○ Various conjugation formats ○ Mexico • HS placement test 	<p style="text-align: center;">Quarter 4</p> <ul style="list-style-type: none"> • Childhood <ul style="list-style-type: none"> ○ Activities & adjectives ○ Possessive adjectives ○ Imperfect • Spain <ul style="list-style-type: none"> ○ Preterit ○ Final assessment

LIFE Skills W.O.R.C. Ethics

MASTERY

“I did what I was supposed to do”

Work Completion / Timeliness

- I turn in practice work on time.
- I use class time wisely.
- I don't procrastinate.
- I take my time.
- I manage time well.
- I complete practice work thoroughly.
- I complete practice work both in class and at home.
- I make up all practice work when I am absent.

Organization

- I am prepared and have materials ready to go.
- I have a clean workspace.
- I clean up and put things away when I am finished.
- I have a neat binder and locker.
- I use my planner.
- I can find the materials I need.
- I have a strategy to be organized.

Respect

- I am encouraging.
- I listen to others' opinions.
- I peacefully disagree.
- I do not blurt out or talk when others are talking.
- I treat school property well.
- I treat others how you want to be treated.
- I include others.
- I am willing to work with anyone.
- I speak in the correct volume and tone.
- I use manners.
- I keep my hands and feet to myself (body basics).
- I enter the classroom quietly.

Commitment to Learning

- I have a positive attitude and a growth mindset.
- I participate in class.
- I ask for help when I need it.
- I pay attention in class.
- I listen to others when they are talking.
- I take my time and do quality work.
- I give it my best.

PROFICIENCY GRADING FOR WL: Standards Based Grading will be **ESCLUSIVELY** based on the demonstration of mastery of the power standards with the material taught in class.

EXCEEDS MASTERY

Very few students will be at this level.

I got this and I am going to stretch my understanding. Demonstrates **consistent** and **comprehensive in-depth understanding of the rigorous target language** and provides sophisticated expansion of target language.

MASTERY

Most students should fall into this level.

I got it! Demonstrates a solid and consistent understanding of the target language goals.

NEAR MASTERY

I am beginning to understand! Demonstrates **basic understanding/partial mastery**, but still needs additional practice/instruction to work on refining the target language.

NOT YET

HELP! I am struggling. Demonstrates a **minimal understanding and minimal ability** to apply skills effectively in the target language.

SUMMATIVE ASSESSMENTS

Demonstration of mastery in the World Language Power Standards are essential to the Performance Assessments (tests).

☆ **A. Interpersonal** (*spontaneous speaking in pairs or groups*)

☆ **B. Interpretive**

a. *listening*

b. *reading*

☆ **C. Presentational** (*prepared, practiced, polished*)

a. *oral*

b. *written*

☆ **D. Culture**

☆ **F. Interdisciplinary** (*grammar*)

FORMATIVE ASSESSMENTS & PRACTICE

Formative assessments as well as practice (HW/OW) are essential and allow **FOR learning opportunities** to build a foundation of mastery in the World Language Power Standards.

HOMENJOYMENT!

Work Completion / Timeliness

Daily homework (HW): Worthless assignments will not be assigned, BUT assignments that are assigned are designed to build a sound foundation.

NOTE: When assigned, you will have 2 evenings to complete your work and it is **EXPECTED** to be completed prior to the next class. Coming to class with your HW completed demonstrates responsible. Be prepared...ALL HW will be corrected, but may be collected or checked at random.

Correction Process for HW and Formative Assessments (FA): All students independently correct their own work with a **RED** pen. ALL daily work **MUST** be corrected with a correcting pen, **NOT BLACK & NEVER a PENCIL!**

Late & missing work (*homework, online (lab) work, participation/daily work, etc.*)

Students are still expected and **MUST** complete work independently. Students remain in the room during corrections, with their books closed.

ONLINE WORK (OW): All work submitted digitally (through Edmodo or other websites) must be time stamped on or before the day in order to be prepared for the summative assessment. Begin work as early as possible in case of technical problems; technical problems are **NOT** an acceptable excuse for late submissions.

LIFE SKILLS (W.O.R.C. Ethics): Students who do not complete their HW / OW **ON TIME** on a regular basis will get a 2 or lower in Work Completion/Timeliness and as a result Commitment to learning will be a 2 or lower.


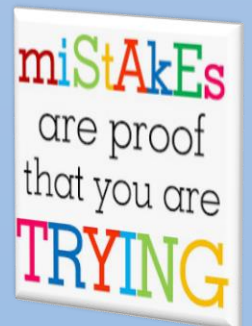
Daily Rework: You may rework any daily assignments prior to the summative assessment to show your growth toward mastery.

COMMITMENT TO LEARNING (participation)

Active classroom participation is essential to learning a foreign language. So, coming to class with completed HW allows for **POSITIVE active participation** and a growth mind set of understanding when help is needed. Making **MISTAKES ARE ENCOURAGED** in learning a foreign language...Remember as a toddler you made many mistakes to be fluent in your own native language...ENGLISH!

Give yourself the time to demonstrate mastery...this is expected by the end of the year.

What if I'm late or absent? Please remember, being in class is important to your success. It affects your class grade, your 8th grade eligibility, (*HS placement/final exams*) and assessments. If you are absent or leave early, it is up to you to get the work done. You can come get the work from me or from the website and get the notes from the website.



ORGANIZATION



Arriving to class on time, prepared, having ALL HW and materials ready to go demonstrates not only your commitment to learning, but a strategy to be organized. Upon preparing to leave you will use your **DAILY planner** to record ALL HW that needs to be completed for next class. You will also pack up your materials and leave the classroom as neat as you found it or better as you prepare to leave the classroom.

TARDIES: The first 2 weeks of school tardies are excepted within reason. After this grace period one tardy is allowed. All other tardies will be officially documented to monitor for patterns.

MAKE-UP WORK

Don't make excuses.

- **Work due the day you were gone.** If absent the day it is due, this work is due the day you return.
- This is due upon your return, place anything in your HW slot (with name, date & hour).
- **Work assigned the day you were gone.** The work assigned the day you were absent is due by the next class period without penalty. Also, prior to returning from an absence you are expected and responsible for checking the class website or with Sra. Hayen-Infante to find out the work assigned during your absence. We meet **every other day** and this will allow time for questions to help with your understanding. **All make-up work is due the day following your return to class** unless indicated otherwise. See me to discuss special circumstances.
- **If you missed a quiz or an assessment,** expect to make it up immediately.
 - YOU are responsible for asking me for a missed quiz/assessment. Do NOT wait until the end of the hour.
 - Go to the designated testing area, complete it, place it on my desk, and then return to your regular seat to join class.
 - Quizzes & assessments will be made-up during your Spanish class period unless other arrangements have been made with me in advance.

If you were supposed to present orally during your absence, expect to present immediately. Be prepared.

PRE-PLANNED ABSENCES: If you are going to miss class due to doctor appointment, a family vacation, band lessons, band/choir rehearsals, GATE trips, etc..

BE RESPONSIBLE. Don't make excuses. Get the work ahead of time and be prepared for class. It is **EXPECTED** of you to find-out what you will miss in advance or check out my website on www.hasd.org and be prepared for the day you return to class with **ALL work completed** and **prepared** for assessments that were missed.



Daily Rework

You may rework any daily assignments prior to the summative assessment to show your growth toward mastery.

RETAKES: **NO Re-takes of Re-takes!**

ALL retakes are highly encouraged to be completed within **2 weeks** of original assessment. Sra. Hayen-Infante will announce retake dates.

- **MANDATORY:** Teacher scheduled and announced retake dates for **Not Yet**.
 - ALL assigned RE-teach work **MUST** be completed prior to taking the re-take. *Checked off by the teacher.*
 - **MUST** report & complete on the scheduled day...NO SHOWs will not retake.
- **OPTIONAL:** Student initiated retakes for **Near Mastery**.
 - All HW **MUST** be completed. *Checked off by the teacher.*
 - Scheduled in a timely manner and **MUST** be scheduled no later than 2 weeks after original date and **BEFORE** the next summative.
 - 3 documented independent reteach, presented prior to the scheduled date. (examples: re-teach practice w/ a friend or family member (video or audio), Quizlet, rework of poorly completed HW, online resource, ect.)
- Retakes will not be scheduled 2 weeks prior to the end of the semester.
- **NOTE:** No retakes will be given for students who demonstrate mastery.
- **NO Re-takes of Re-takes!** World Language assessments revolve/recycle from unit to unit and you will have future opportunities to demonstrate mastery on any standard.
- **CHEATING** will NOT be tolerated. Any student caught cheating on an assignment, quiz or assessment will receive a Not Yet. **NOTE:** Using a translator is cheating.

TUTORING

- ELT group tutoring on Friday
- Limited ELT group tutoring Mon.-Thurs
- Individual tutoring M-F 7:30-7:45 AM by appointment.

Spanish Language Performance Assessments

There are three major modes of assessment used in the Spanish language curriculum: *interpretive*, *presentational*, and *interpersonal*. The descriptions below will help clarify what these three modes of communication entail.



Interpretive Assessments

Demonstrating comprehension of spoken or written Spanish.



	Exceeds Mastery	Mastery	Near Mastery	Not Yet
LISTEN-ING	Student listens critically , therefore is able to evaluate and comprehend all familiar and unfamiliar content.	Student uses strategies to enhance listening abilities and is able to evaluate and comprehend all / most familiar content.	Student uses strategies to enhance listening abilities but lacks difference in efferent and aesthetic listening.	Student is struggling to remember what was said or taught because of their lack of listening strategies.
READ-ING	Demonstrates an advanced ability to make appropriate inferences after a careful reading of text.	Demonstrates an average ability to make some inferences after a careful reading of text.	Demonstrates a limited ability to make inferences after a careful reading of text.	Does not show ability to make inferences after a careful reading of text.
Grammar and Culture are typically given as an interpretive as well.				
GRAM-MAR	Demonstrates a high degree of control of unit content. NO errors to hinder overall comprehensibility.	Demonstrates good control of learned structures. Some errors, but they do not hinder over all comprehensibility.	Demonstrates some control of learned structures. Several errors sometimes that hinder comprehensibility at times.	Demonstrates lack of control of learned structures. Many errors that significantly hinder comprehensibility.
CULTU-RE	Student demonstrates high degree of control of identifying cultural nuances and/or geographic features pertaining to the target culture.	Student demonstrates good control of identifying cultural nuances and/or geographic features pertaining to the target culture.	Student demonstrates some control of identifying cultural nuances and/or geographic features pertaining to the target culture.	Student demonstrates lack of control of identifying cultural nuances and/or geographic features pertaining to the target culture.



Presentational Assessments

Formal, prepared, practiced and polished written or oral presentation.

Tips for success on Presentational Assessments:

1. Demonstrate what you've learned in the unit being assessed. Your grade is based on what you show you know. If your work does not include information from the current unit, the teacher assumes you did not learn it.
2. These assessments are open note! Use your workbook to incorporate vocabulary and grammar structures from the unit and to check accuracy.
3. Brainstorm and write your draft in Spanish, not English.
4. Use work time wisely. You don't want to rush through a presentational assessment – you need to re-write and correct your work so that it is in final draft form ---practiced/polished ---when you submit it.
5. **DO NOT USE A TRANSLATOR** or get help from native speakers / advanced students. If a teacher suspects improper help your grade will be lowered.
6. Remember you can present any day prior to the final due date. The due date is the absolute last opportunity to turn in your written document or present orally to the class. Failure to do so will result in a failed "0" grade.



Interpersonal Assessments

A spontaneous conversation with another person.

Tips for success on Interpersonal Assessments:

1. As with a presentational assessment, this is an opportunity for you to demonstrate what you've learned in the unit being assessed. Your grade is based on what you show you know.
2. Practice ahead of time! While these are "spontaneous" conversations, you will know the context of the assessment in advance. Being prepared will make you far more comfortable.
3. The focus of this type of assessment is on **communication** in Spanish. Worry less about being "perfect" than about including the important components of the assessment.
4. Try to make your assessment as much like a real conversation as possible. Greet your partner, ask conversational questions. Listen to what your partner is saying and react accordingly.


Pase del baño

- Write your name and class hour in ink on your passes NOW!
- You have 4 passes for the bathroom for the semester.
- When you use this pass use your agenda to sign out and in when leaving the room.
- **NOTE:** If you lose your book and/or passes you will not get a replacement.


• PESO

- Write your name and class hour in ink on your coupon NOW!
- You have 4 additional pesos built in your book for the semester.
- These can also be used for minor disruptions or unpreparedness for the semester.
- **NOTE:** If you lose your book and/or pesos you will not get a replacement.

Pase del baño



Pase del baño



PESO

You pay for minor disruption and unpreparedness.


- Agua
- Grito/disrespecto
- Chicle
- Casillero
- No hay libro
- Tarea tarde

PESO


You pay for minor disruption and unpreparedness.

- Agua
- Grito/disrespecto
- Chicle
- Casillero
- No hay libro
- Tarea tarde

Pase del baño



Pase del baño



PESO

You pay for minor disruption and unpreparedness.

- Agua
- Grito/disrespecto
- Chicle
- Casillero
- No hay libro
- Tarea tarde

PESO

You pay for minor disruption and unpreparedness.

- Agua
- Grito/disrespecto
- Chicle
- Casillero
- No hay libro
- Tarea tarde

10 Tips for Learning Spanish

Spanish is one of the fastest growing languages today. Even in a non-Hispanic country like the United States, being bilingual is a great enhancement to your professional and personal life. I speak Spanish and I can't begin to tell you how much it's helped me. Here are some tips to help you learn the language and be able to incorporate your ability into your activities later in life.



AT SCHOOL

1. **PAY ATTENTION IN CLASS!** Listen when the teacher is teaching and be sure you understand the material. When the teacher asks someone else a question, think about how YOU would answer.
2. **ASK QUESTIONS** when you don't understand!
3. **PARTICIPATE ACTIVELY IN CLASS!** Paying attention and listening to others is good, but the only way for you to learn to SPEAK Spanish is to practice speaking Spanish. Start with simple things like reading your vocabulary out loud to practice pronunciation.
4. **F.O.W.W.F.O.W.W.!** (*Focus On What We're Focusing On While We're Focusing On It*) Spanish is an extremely cumulative subject area, which means that information builds upon itself. What we learn early on serves as the foundation for what we will learn later. If you don't learn information from early on, you will struggle when things become even more difficult. Keep up and make every effort to LEARN material as it's presented. It's easier to process one thing at a time than to try to "catch up" later on.
5. **NOBODY IS PERFECT!** Learning Spanish is like learning to ride a bicycle. Expect that there will be bumps and falls along the way. Do not get frustrated because you can't get it right away. Instead, acknowledge your mistakes, learn from them and prepare yourself for a smooth ride.
6. **THE HORROR OF ... LEARNING TO SPEAK.** Why is learning to Speak so horrifying? Because, it means you have to try to speak when you don't know what you're saying. The good news is, everyone in class is in the same boat, and even the teacher has been in your situation way back when. The truth is, when it comes down to it, it's really not that horrifying as long as you can get over yourself and just give it your best shot.

AT HOME

7. **DO ALL HOMEWORK ASSIGNMENTS!** They are assigned to provide you with independent practice on new concepts. Sometimes things seem easy when the teacher or another student is providing correct answers. The only way to be sure YOU understand is for YOU to work through the material on your own.
8. **THINK WHEN DOING HOMEWORK.** Don't just mindlessly fill-in-the-blanks to get "get it over with". Remember that you are trying to put new information into long-term memory. To be successful in a language you need to retain what you learn and continue to use it in the next unit, and the unit after. Shortcut approaches to homework and 'cramming' will not get you this result—you might remember it for the quiz, but it won't be there long-term.
9. **STUDY AND PRACTICE DAILY**, even if you don't have assigned homework. Make flashcards, have a friend or parent quiz you on vocabulary, write words that are difficult to learn several times to commit them to memory. Practice makes permanent. Consistency is a crucial factor. You will have a better chance to reach your goal if you can give 15-20 minutes a day studying rather than cramming things up for an hour or two on twice or once a week.
10. **PRACTICE YOUR SPANISH** whenever you can. Talk with a friend who is studying Spanish. Have a brief conversation with your teacher when you pass in the hall. Teach words / phrases to your family, kids you babysit for, the dog, anyone! THINK in Spanish—say the names for colors, clothes, school supplies, actions, etc.—to yourself as you go through your day. Like anything else, **if you don't use it, you will lose it!**

Palabras útiles para conversación



¿Cómo?	What? (as in repeat)	¡Qué padre!	
¿Y tú?	And you?	¡Qué chulo!	Cool
¿De veras?	Really?	¡Qué bárbaro!	
Yo también	Me too	¡No me digas!	You don't say!
Yo tampoco	Me either (I don't either)	Oye	Hey
Espero que sí.	I hope so.	Creo que sí.	I think so.
Espero que no.	I hope not.	Creo que no.	I don't think so.
Por supuesto.	Of course	Es cierto.	It's true.
Claro	Of course	No es cierto.	It's not true.
¡Que interesante!	How interesting!	¡Maravilloso!	Marvelous, wonderful
¡Que divertido!	How fun!	¡Fantástico!	Fantastic
¡Que + adjective!	How...!	¡Estupendo!	Fantastic, great
Estoy de acuerdo.	I agree.		

Vocabulario para los juegos



los dados	dice	las fichas	game pieces
los peones	pawns	las tarjetas	cards
el tablero	game board or dry-erase board	las casillas	squares (on the game board)
el marcador	marker	el borrador	eraser
¿A quién le toca?	Whose turn is it?	Me toca	My turn.
		Te toca.	Your turn.
		Le toca a _____.	It's _____ turn.
Tira los dados.	Roll the dice.	Necesito...	I need...
Quiero...	I want...	Me gustaría	I would like...
Repite, por favor.	Repeat, please.	Quisiera...	I would like...
Ganar	To win		
Yo gano	I'm winning.	Yo gané.	I won.
Tú ganas	You are winning.	Tú ganaste.	You won.
Él gana.	He is winning.	Él ganó.	He won.
Ella gana.	She is winning.	Ella ganó.	She won.
Perder	To lose		
Yo pierdo.	I'm losing.	Yo perdí.	I lost
un empate	A tie	¡Tramposo!	Cheater! (boy)
		¡Tramposa!	Cheater! (girl)

Number key codes for Spanish accents.

In windows, combinations of the **ALT key** and a numeric code can be used to type in a accented letter or punctuation symbol in any windows application.

¡OjO! Before you begin make sure the number lock (*num lock*) key is on.

Press and hold
the ALT
key...



...and type the number
sequence using the
number pad.



When finished typing the number sequence, release the ALT key.

Punctuation

168	=	¿	173	=	¡
Lower case			Upper case		
160	=	á	0193	=	Á
130	=	é	0201	=	É
161	=	í	0205	=	Í
162	=	ó	0211	=	Ó
163	=	ú	0218	=	Ú
129	=	ü	0220	=	Ü
164	=	ñ	0209	=	Ñ

Macintosh Option Codes for Spanish	
Character	Description
Acute Accent (e.g. Ó)	Type Option+E , then the vowel. For instance, to type á hold down Option+E , then type lowercase A. To type Á , hold down Option+E , then type capital A.
Ñ, ñ	Type Option+N , then either lowercase N for ñ or capital N for Ñ.
Ü, ü	Type Option+U , then either lowercase U for ü or capital U for Ü.
¿	Shift+Option+?
¡	Option+1
o, a	Option+0 (Masculine Ordinal Number Marker) Option+9 (Feminine Ordinal Number Marker)
«, »	Option+\ Shift+Option+\ (Double Angle Quotes)
€	Shift+Option+2 (may not work for older System 9 fonts)